

### Effective exudate management

When too much or too little exudate is produced it is essential to determine and assess factors contributing to the problem. Effective exudate management can reduce time to healing, reduce the risk of peri-wound damage and infection. Improve patient's quality of life and reduce dressing changes.

### Things to consider when selecting the appropriate dressing<sup>1</sup>

- Fluid handling capacity
- Promotes moist wound healing
- Prevents further problems and meets patient's needs
- Provides ease of application, comfort and conformability
- Retention of exudate within the dressing and under compression
- Cost effective
- Protects peri-wound skin and avoids maceration

### Applying Kliniderm foam silicone\*

Suitable for low to moderately exuding wounds. 


1. Ensure the wound area is clean and dry before using the dressing
2. Select a dressing size that overlaps the wound margin by at least 2cm
3. Place directly to the wound bed and gently press the adhesive border to secure the dressing

**Removal:** to remove, gently peel back the dressing until its completely removed from the wound.


### Frequency of change

Dependant on the level of exudate, Kliniderm foam silicone may be left in situ for up to 7 days. Monitor and review wound progress regularly.


Please note this is a guide only and dressing changes should be guided by clinical judgement.



✗ Dressing change not yet required



✗ May wish to consider dressing change although not essential

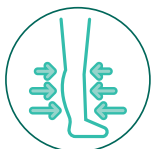


✓ Dressing change required when exudate is close to the edge of the pad

### Benefits of Kliniderm foam silicone



Gentle silicone adhesive



Effective under compression



Easy to apply



Absorbs and manages exudate



Comfortable



Wide range of bordered and non-bordered variants